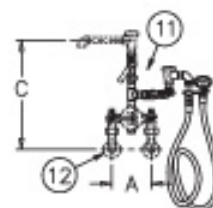


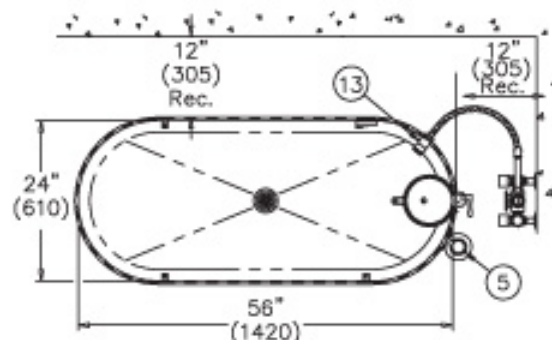
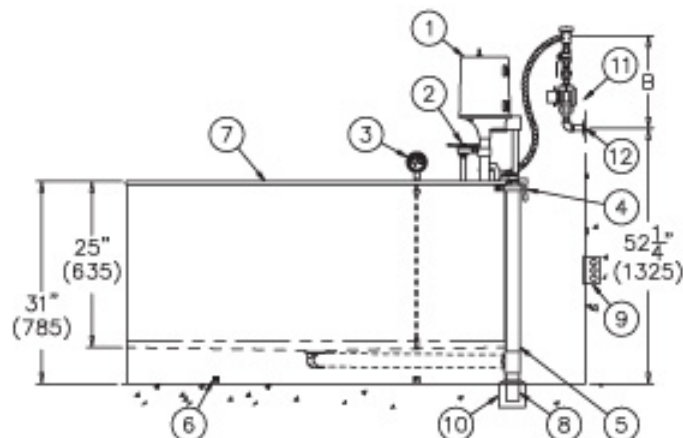
**Note: Electrical requirements are 8 Amps / 115 Volts/ 60Hz/ 3 Pole GFI Receptacle.**



VALVE	INLETS	OUTLET	DIM A	DIM B	DIM C
MXT1 (15 GPM)	1/2" NPT	1/2" NPT	8-1/2" (215)	13-3/4" (350)	18" (455)
MXT2 (25 GPM)	3/4" NPT	3/4" NPT	9-1/2" (240)	13-1/2" (345)	17" (430)



OPTIONAL  
MXWH



### Whitehall Dakon DFT-5625 Sports Trainer

**NOTES:**

- |   |                                     |   |
|---|-------------------------------------|---|
| 1. 1/2 hp Jet Pump Motor.                 | 6. "L" Brackets -Four Each.         | 10. Floor Drain by Others.                                  |
| 2. Variable Pressure Control.             | 7. Stainless Steel Tank.            | 11. Optional Thermostatic Mixing Valve with Vacuum Breaker. |
| 3. Thermometer.                           | 8. 2" O.D. x 5" Tail Piece.         | 12. H & C Water Inlets by Others.                           |
| 4. Turbine Raising & Lowering Device.     | 9. 3 Pole GFI Receptacle by Others. | 13. Filler Spout.   |
| 5. Combination Drain & Overflow Assembly. |                                     |   |